



THE FIDUCIARY INSTITUTE OF SOUTHERN AFRICA



MASTER OF THE HIGH COURT

4th Annual Conference

Wanderers Club

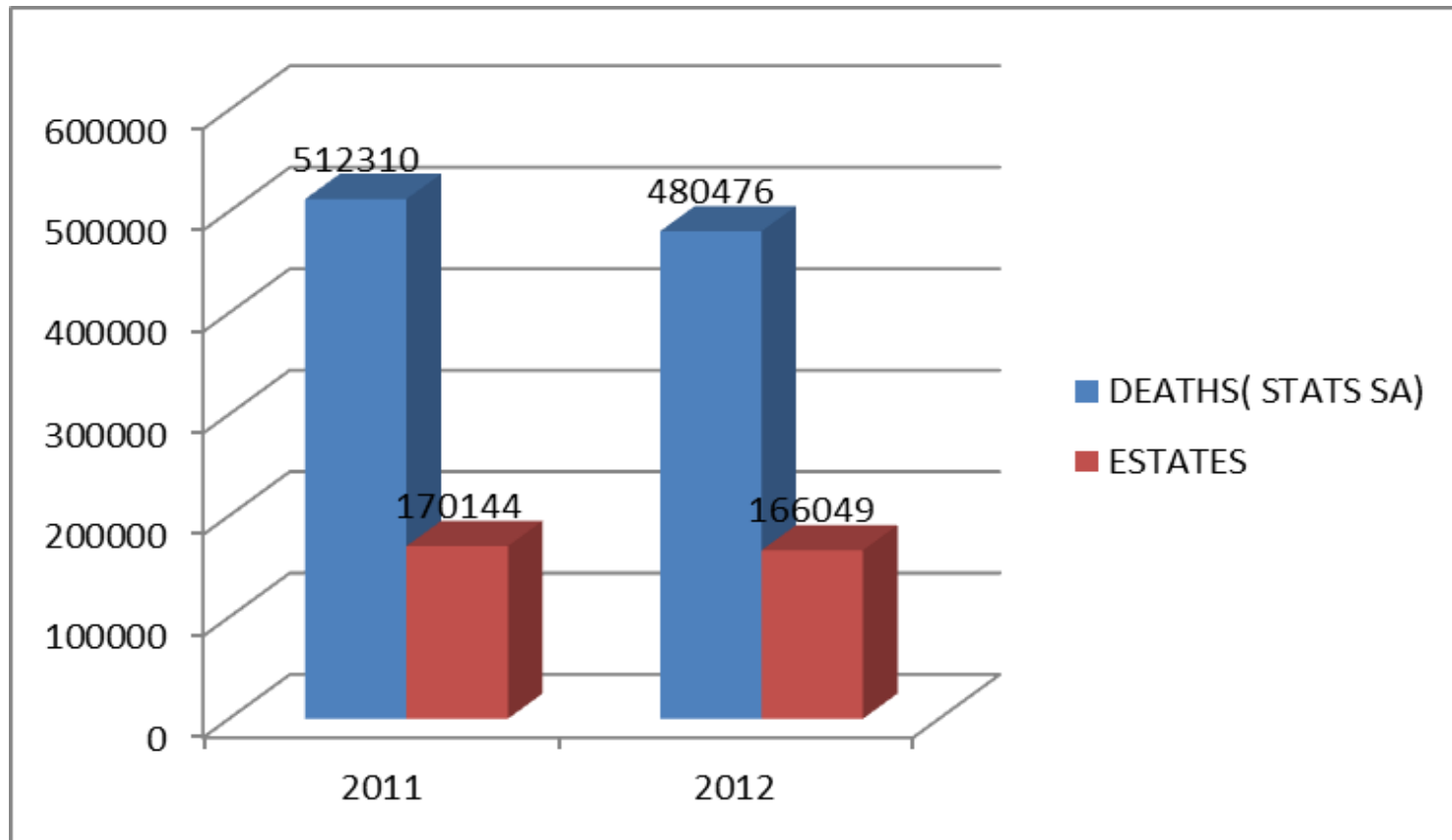
Johannesburg

18 September 2014

DEATHS REGISTERED



	DEATHS(STATS SA)	ESTATES	%
2011	512310	170144	33%
2012	480476	166049	35%
	Decline of 6,21%	Decline of 2,41%	



ESTATES REGISTERED WITH THE MASTER

FISA

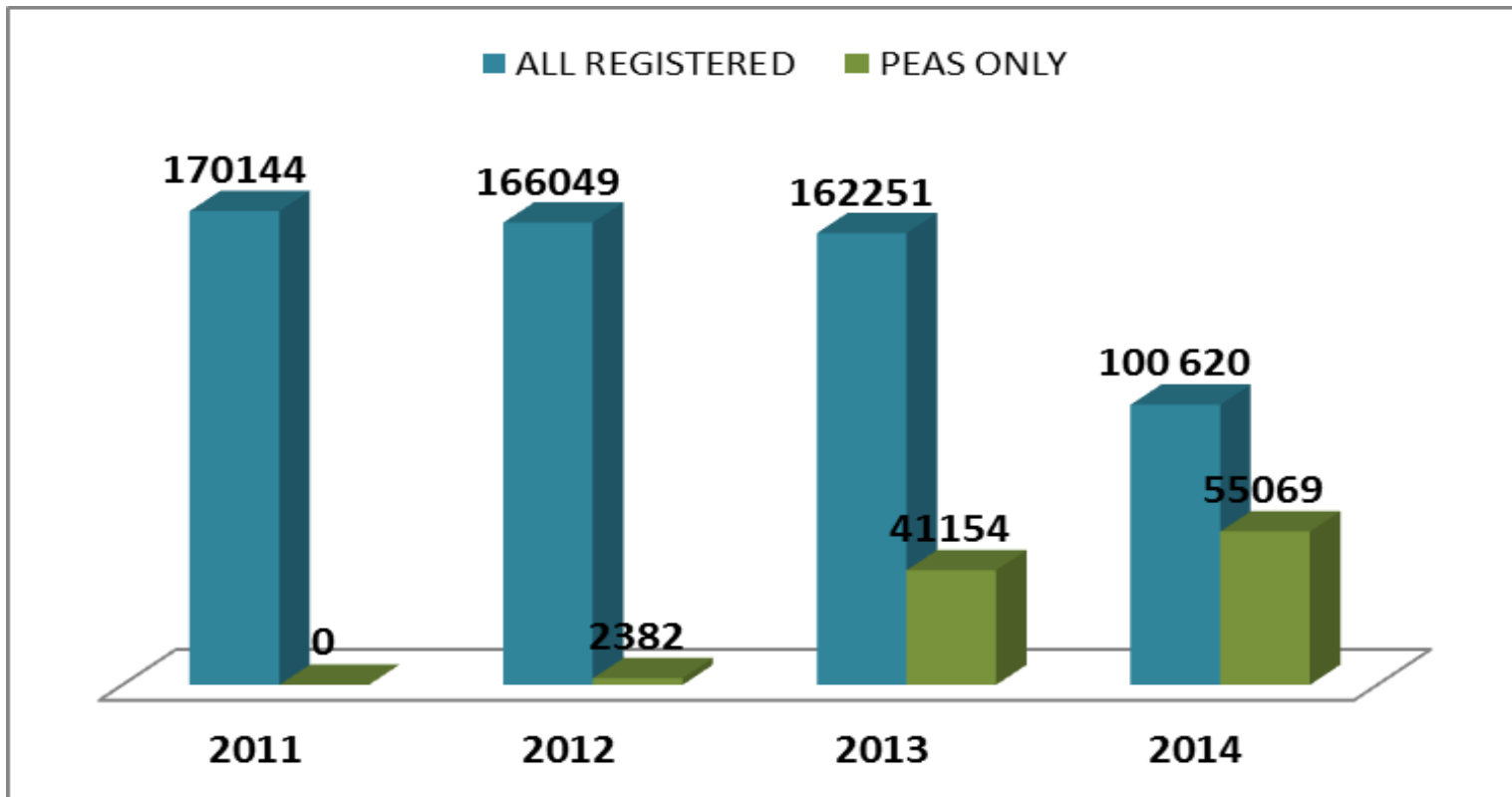
THE FIDUCIARY INSTITUTE OF SOUTHERN AFRICA



	ESTATES	Decline
2011	170144	
2012	166049	-2.41%
2013	162251	-2.28%
2014 (Estimated)	150930	-6.98%

DECEASED ESTATES - ICMS / PEAS

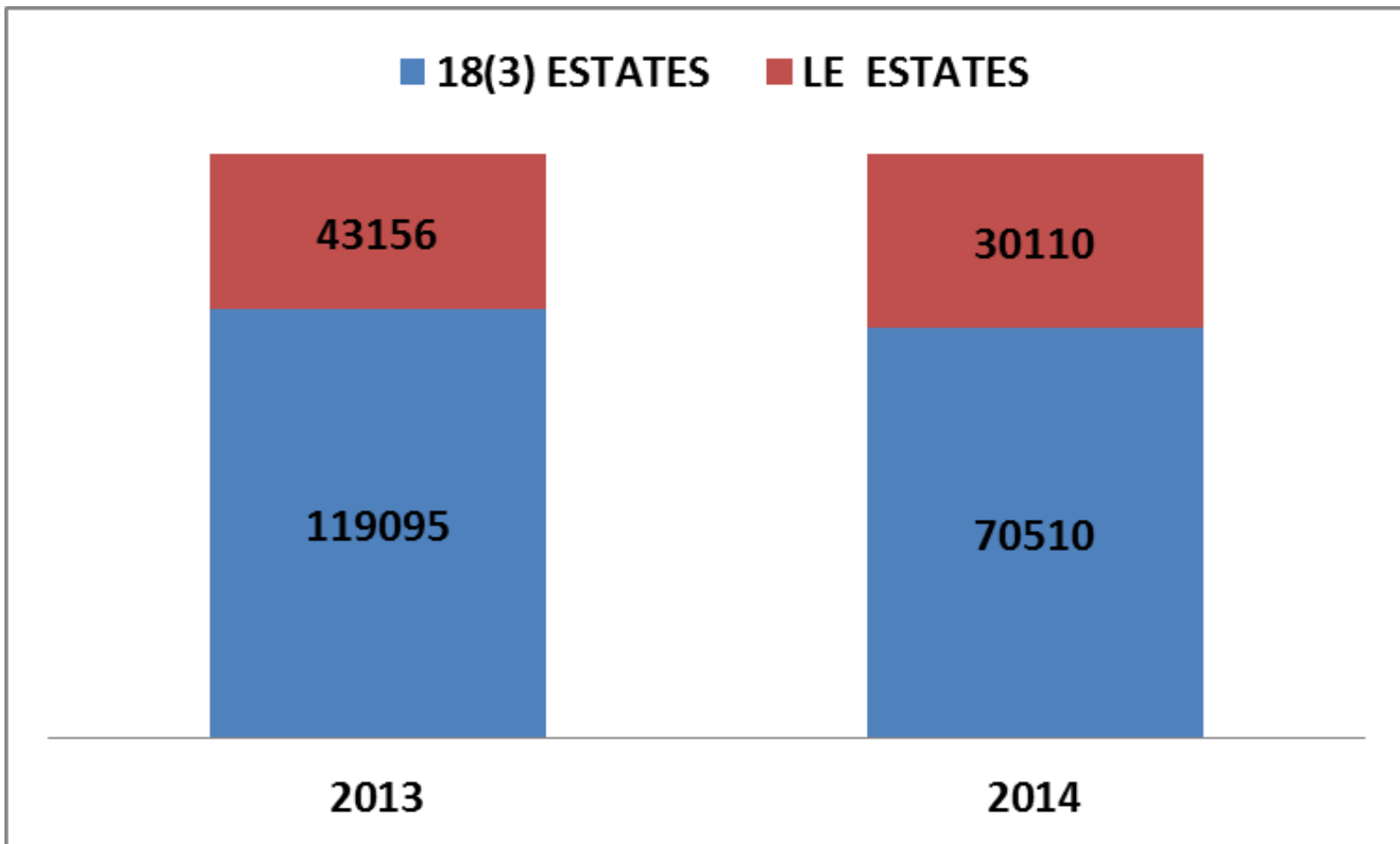
	ALL REGISTERED	PEAS ONLY	%
2011	170144	0	0.00%
2012	166049	2382	1.43%
2013	162251	41154	25.36%
2014	100 620	55069	54.73%



TYPE OF ESTATES REGISTERED



	18(3) ESTATES	LE ESTATES	TOTAL	% LE'S
2013	119095	43156	162251	27%
2014	70510	30110	100620	30%



ESTATES REGISTERED WITH WILLS

FISA

THE FIDUCIARY INSTITUTE OF SOUTHERN AFRICA



	ALL REGISTERED	WILLS	%
2012	166049	38333	23.09%
2013	162251	36182	22.30%
2014	100620	22994	22.85%

APPROXIMATE INVENTORY VALUES

	TOTAL INVENTORY VALUE
2012	14 651 380 295
2013	38 017 075 223
2014 (Jan-Aug)	27 813 132 086

TRUSTS – ICMS / PEAST



	ALL REGISTERED	PEAST ONLY	%
2012	18549	0	0.00%
2013	16374	2289	13.98%
2014	11405	9057	79.41%

