

# MASTER OF THE HIGH COURT

Branch : Master of the High Court of South Africa



**the doj&cd**

Department:  
Justice and Constitutional Development  
REPUBLIC OF SOUTH AFRICA

# Number of Files at Docufile

OFFICES	QUANTITY OF FILES
Pietermaritzburg	431 664
Polokwane	50 000
Pretoria	1 359 864 number increases.
TOTAL	1 927 602



**the doj&cd**

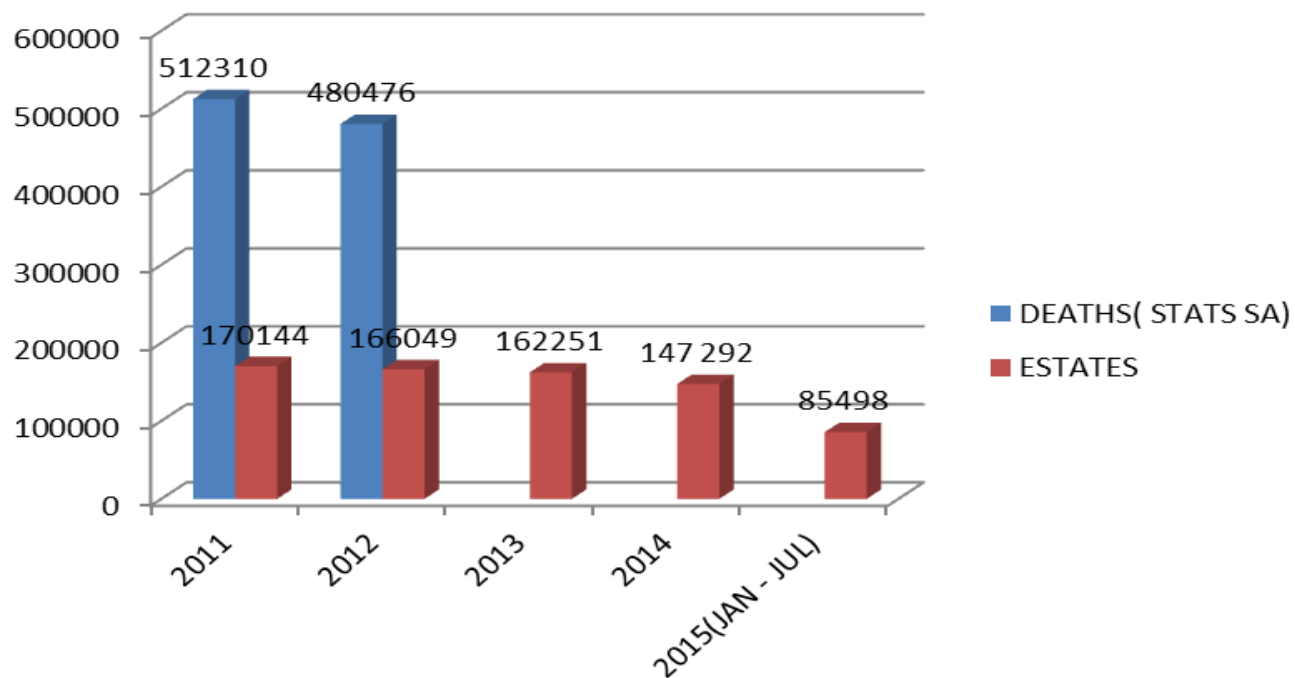
Department:  
Justice and Constitutional Development  
REPUBLIC OF SOUTH AFRICA

- **The total budget for the whole project was R9 210 633.95 which was awarded to Docufile Records Management. The current expenditure is at R8 686 254.57**



# DEATHS REGISTERED

	DEATHS( STATS SA)	ESTATES
2011	512310	170144
2012	480476	166049
2013		162251
2014		147 292
2015(JAN - JUL)		85498



**the doj & cd**

Department:  
Justice and Constitutional Development  
REPUBLIC OF SOUTH AFRICA

# ESTATES REGISTERED WITH THE MASTER

	ESTATES	Decline
2011	170144	
2012	166049	-2.41%
2013	162251	-2.28%
2014	147292	-9.21%
<b>Estimate 2015</b>		
<b>JAN-JUL = 85498</b>	146568	-0.50%

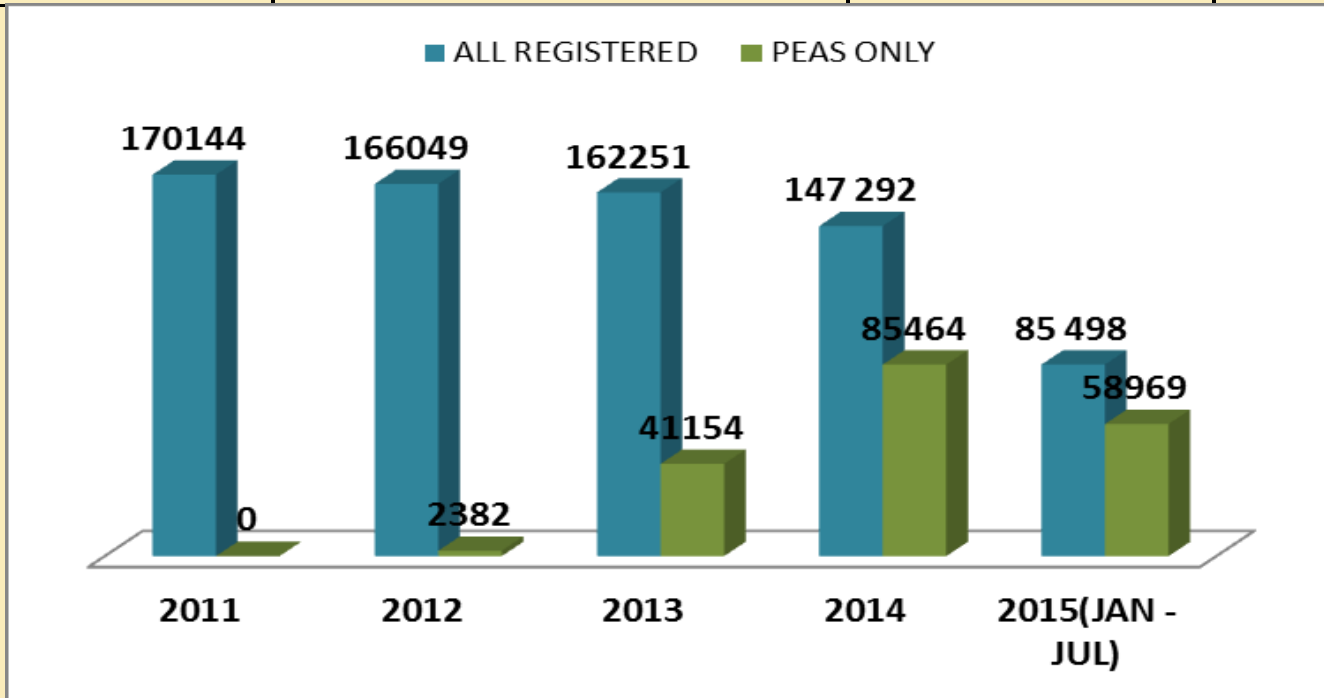


**the doj & cd**

Department:  
Justice and Constitutional Development  
REPUBLIC OF SOUTH AFRICA

# DECEASED ESTATES - ICMS / PEAS

	ALL REGISTERED	PEAS ONLY	%
2011	170144	0	0.00%
2012	166049	2382	1.43%
2013	162251	41154	25.36%
2014	147 292	85464	58.02%
2015(JAN - JUL)	85 498	58969	68.97%

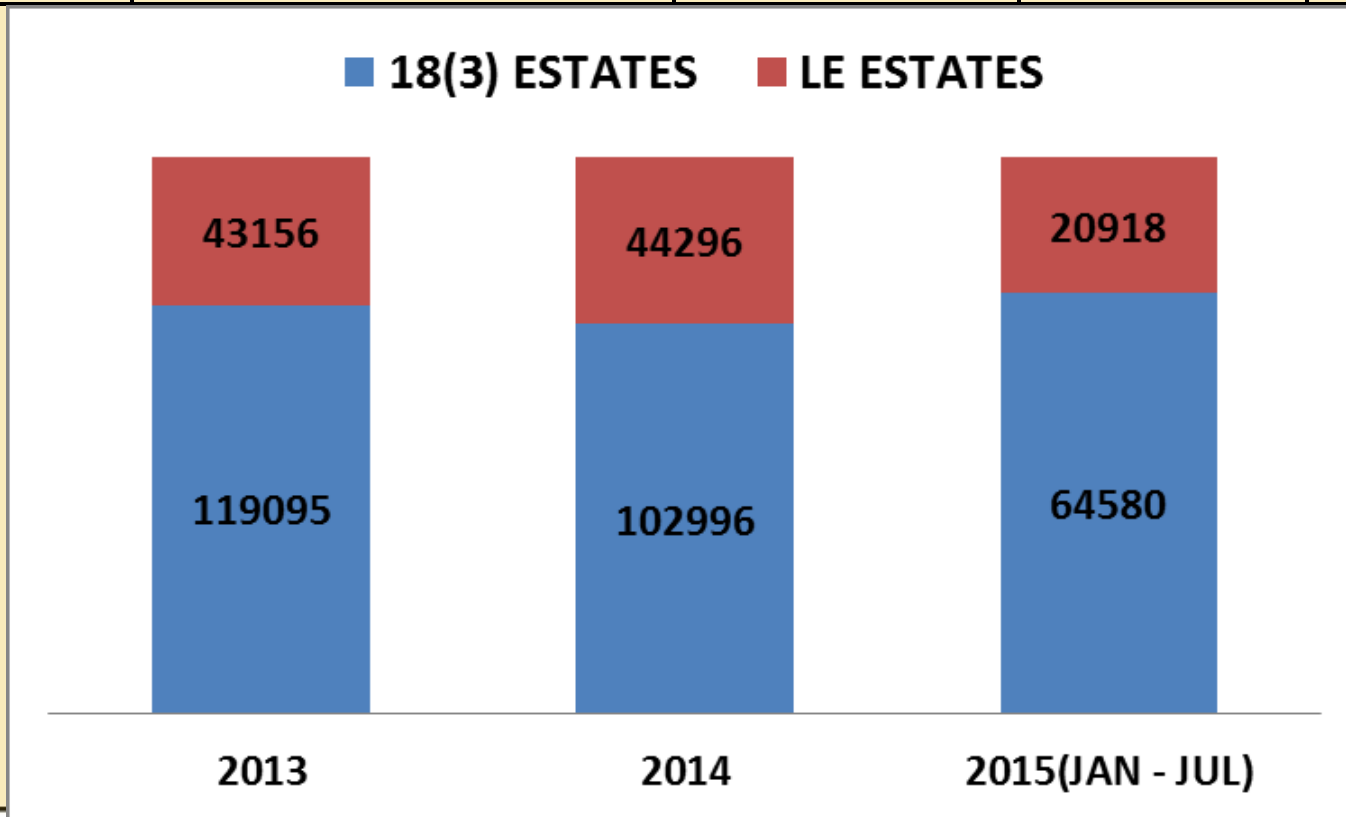


**the doj & cd**

Department:  
Justice and Constitutional Development  
REPUBLIC OF SOUTH AFRICA

# TYPE OF ESTATES REGISTERED

	18(3) ESTATES	LE ESTATES	TOTAL	% LE'S
2013	119095	43156	162251	27.00%
2014	102996	44296	147292	30.07%
2015(JAN - JUL)	64580	20918	85498	24.47%



**the doj & cd**

Department:  
Justice and Constitutional Development  
REPUBLIC OF SOUTH AFRICA

# ESTATES REGISTERED WITH WILLS

	ALL REGISTERED	WILLS	%
2012	166049	38333	23.09%
2013	162251	36182	22.30%
2014	147292	33866	22.99%
2015(JAN - JUL)	85498	19413	22.71%



**the doj & cd**

Department:  
Justice and Constitutional Development  
REPUBLIC OF SOUTH AFRICA



## APPROXIMATE INVENTORY VALUES

	TOTAL INVENTORY VALUE
<b>2012</b>	14 651 380 295
<b>2013</b>	38 017 075 223
<b>2014</b>	40 367 083 867
<b>2015(JAN - JUL)</b>	23 634 481 793

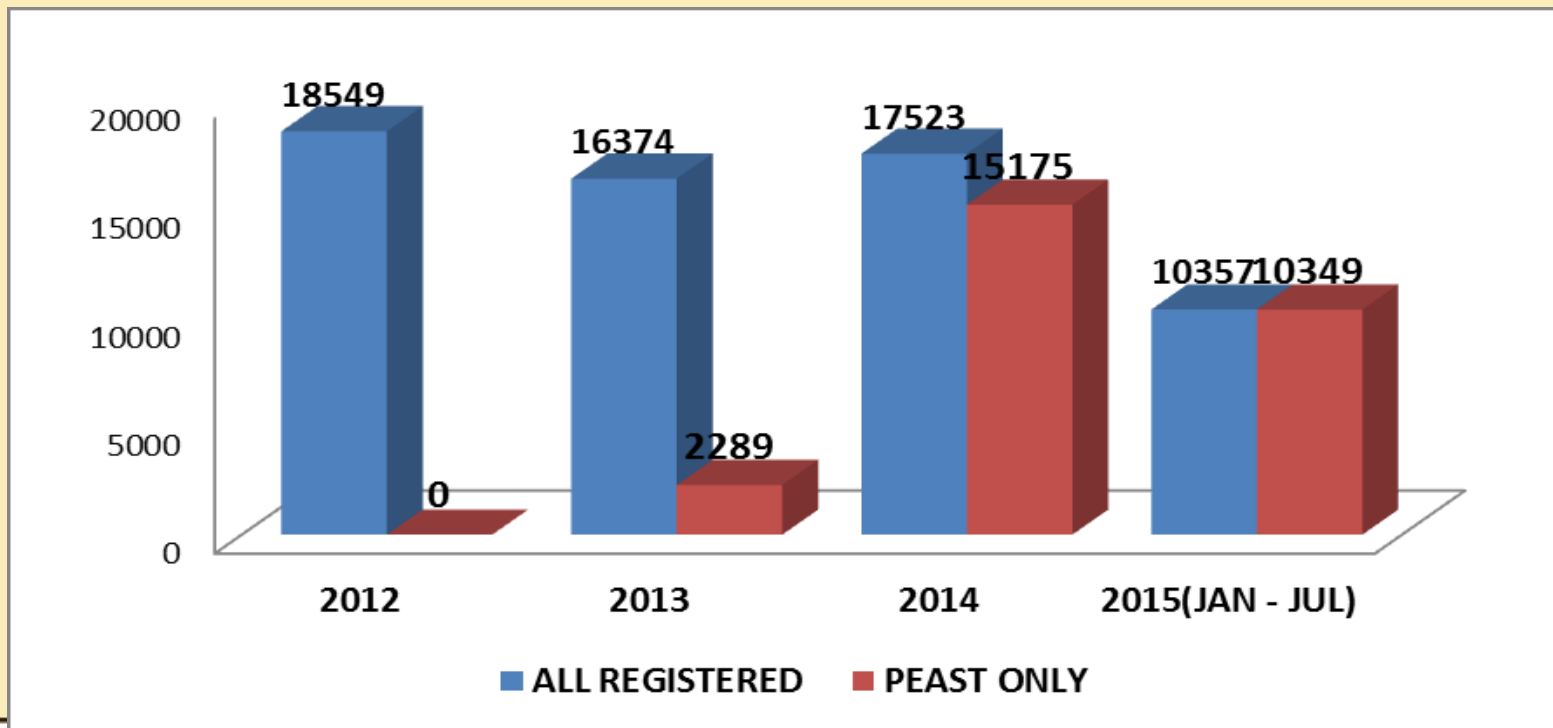


**the doj & cd**

Department:  
Justice and Constitutional Development  
REPUBLIC OF SOUTH AFRICA

# TRUSTS – ICMS / PEAST

	ALL REGISTERED	PEAST ONLY	%
2012	18549	0	0.00%
2013	16374	2289	13.98%
2014	17523	15175	86.60%
2015(JAN - JUL)	10357	10349	99.92%



**the doj & cd**

Department:  
Justice and Constitutional Development  
REPUBLIC OF SOUTH AFRICA

JMIS Analytics - Citrix XenApp Plugins for Hosted Apps  
ProClarity Professional - Windows Internet Explorer

File View Navigate My Views Book Tools Help

Back Forward Reset Apply Setup Timeline View Sort Filter Wizard Decom Analytics Server

Briefing Book x 1 - Trusts Captured per Type

		January-15	February-15	March-15	April-15
1 - Estates	Bisho Masters Office		4	1	
1 - Deceased Estates C	Trusts Case Phase 2		4	1	
2 - Deceased Estates C	Bisho Masters Office Subtotal		4	1	
3 - Deceased Estates C	Bloemfontein Masters Office	52	112	112	22
4 - Deceased Estates C	Trusts Case Phase 2	52	112	112	22
5 - Deceased Estates C	Bloemfontein Masters Office Subtotal	52	112	112	22
6 - Deceased Estates P	Cape Town Masters Office	209	238	261	45
2 - Masters Office	Trusts Case Phase 2	209	238	261	45
3 - Insolvencies	Cape Town Masters Office Subtotal	209	238	261	45
4 - Liquidation	Durban Masters Office	123	146	165	43
5 - Curatorship	Trusts Case Phase 2	123	146	165	43
6 - Trusts	Durban Masters Office Subtotal	123	146	165	43
1 - Trusts Captured per	Grahamstown Masters Office	20	41	53	8
2 - No of Trusts per Ap	Trusts Case Phase 2	20	41	53	8
3 - No of Applications w	Grahamstown Masters Office Subtotal	20	41	53	8
4 - No of Application Ty	Johannesburg Masters Office		1	1	
5 - No of Application Ty	Trust Case		1	1	
7 - Masters Office Users	Trusts Case Phase 2	219	371	372	124
8 - Documents Scanned	Johannesburg Masters Office Subtotal	219	372	373	124
	Kimberley Masters Office	19	16	19	12
	Trusts Case Phase 2	19	16	19	12
	Kimberley Masters Office Subtotal	19	16	19	12
	Mafikeng Masters Office	15	24	20	12
	Trusts Case Phase 2	15	24	20	12
	Mafikeng Masters Office Subtotal	15	24	20	12
	Mthatha Masters Office	1	3	3	1
	Trusts Case Phase 2	1	3	3	1
	Mthatha Masters Office Subtotal	1	3	3	1
	Nelspruit Masters Office	35	50	47	7
	Trusts Case Phase 2	35	50	47	7
	Nelspruit Masters Office Subtotal	35	50	47	7
	Pietermaritzburg Masters Office	44	150	104	26
	Trusts Case Phase 2	44	150	104	26
	Pietermaritzburg Masters Office Subtotal	44	150	104	26
	Polokwane Masters Office	36	27	44	6
	Trusts Case Phase 2	36	27	44	6
	Polokwane Masters Office Subtotal	36	27	44	6
	Port Elizabeth Masters Office	36	47	45	14
	Trusts Case Phase 2	36	47	45	14
	Port Elizabeth Masters Office Subtotal	36	47	45	14
	Pretoria Masters Office	242	356	361	50
	Trusts Case Phase 2	242	356	361	50
	Pretoria Masters Office Subtotal	242	356	361	50
	Thohoyandou Masters Office	6	8	7	
	Trusts Case Phase 2	6	8	7	
	Thohoyandou Masters Office Subtotal	6	8	7	
	Subtotal				
	Trust Case Subtotal		1	1	
	Trusts Case Phase 2 Subtotal	1,057	1,593	1,614	370
	Subtotal	1,057	1,594	1,615	370
	<b>Grand Total</b>	<b>1,057</b>	<b>1,594</b>	<b>1,615</b>	<b>370</b>

Overview of Trust cases summarised by Masters Offices and service points in DOJ&CD.  
Note dropdown menu above for date selection.



the doj&cd

Department:  
Justice and Constitutional Development  
REPUBLIC OF SOUTH AFRICA



## MASTER (www.justice.gov.za/master/m\_main.htm) WEBSITE STATS OVERVIEW

01-31 Mar 2015

### VISITORS OVERVIEW

Nr of	people who visited this site	Number
	Total nr of Visits	36 973
	Absolute Unique Visitors	20 951
	New Visitors	15 285
	Returning Visitors	21 688
	Total nr of Page Views	82 587
TRAFFIC SOURCES OVERVIEW		Visits
	Direct Traffic	7 257



**the doj & cd**

Department:  
Justice and Constitutional Development  
REPUBLIC OF SOUTH AFRICA

<http://www.justice.gov.za/master/forms.html>

**Thank you!**

**Q? & A!**



**the doj&cd**

Department:  
Justice and Constitutional Development  
REPUBLIC OF SOUTH AFRICA